



Timberluxe

Quality Sense From The Forest

ENGINEERED FLOOR COLLECTION



Engineered Hybrid Wood Flooring




Expansion not exceeding 10% within 72 hours moisture ingress



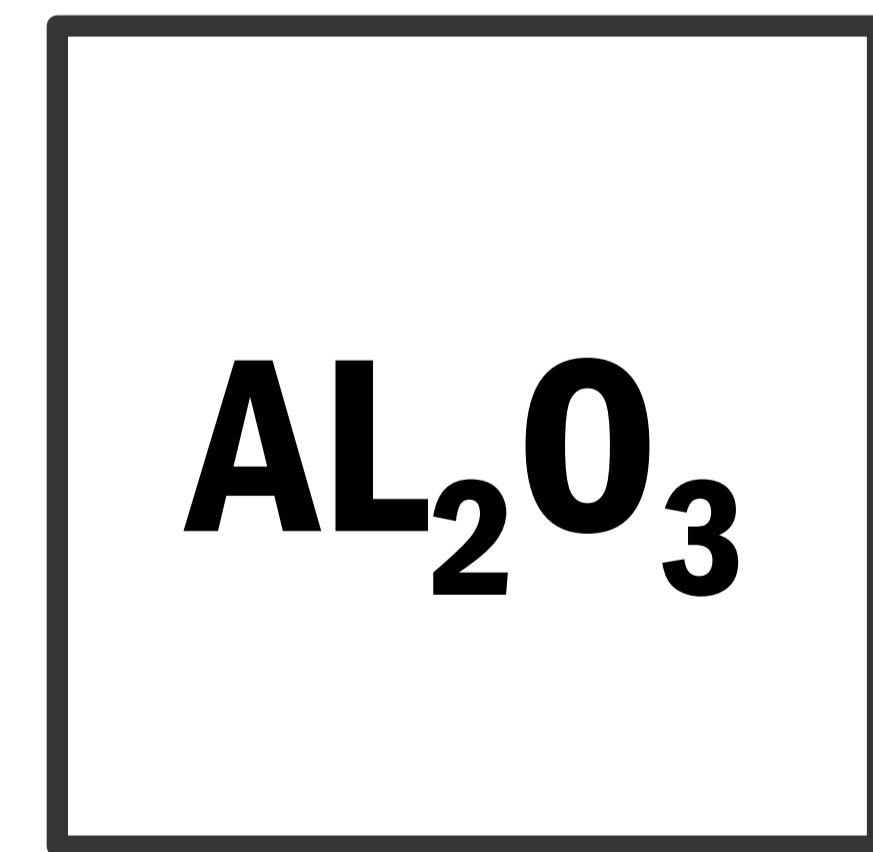
Water proof

Moisture Resistance
Waterproof glue and four sided sealing technology can effectively prevent moisture entering



HCHO

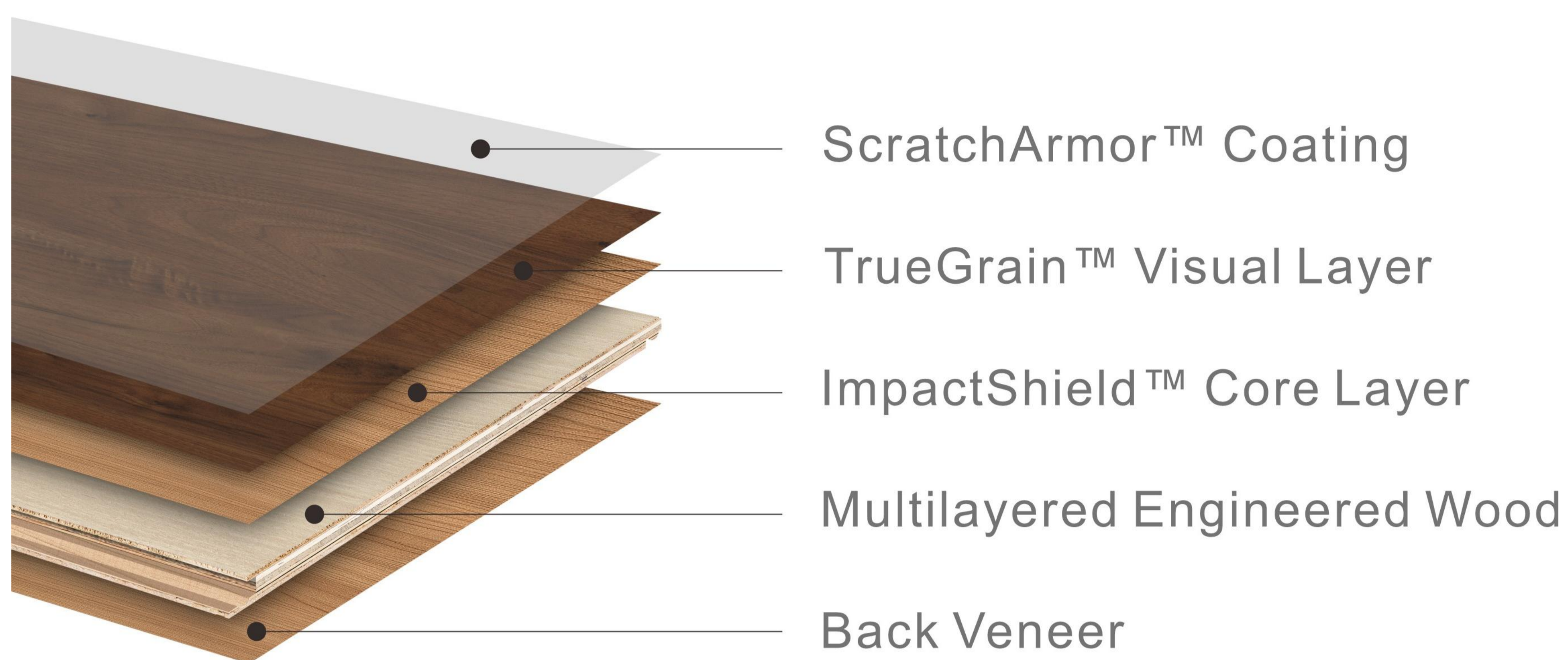
$ENF \leq 0.025\text{mg}/\text{m}^3$
Using more environmentally glue to control HCHO release



Surface

The surface wear resistance can reach AC3, and it is better than SPC. It is suitable for household use.

STRUCTURE



KEY FEATURES

- 100% Waterproof
- Ultra Anti-Scratch
- Dent Resistant
- Glue Down, Floating, Nail

SPECIFICATIONS

Appearance

Surface Style

Matte Light Wire-Brushed

Surface Durability

Taber Abrasion \geq 6,000 cycles

Construction

Hybrid Engineered Wood Core

Edges

Beveled

Board Size

1510×239×14mm

Converage

3.66m²

Install Options

Glue, Floating, Nail

Warranty

10 Years



Oak Zurich 9001

1510*239*14mm



Oak Paris 9002

1510*239*14mm




Oak Vienna 9003

1510*239*14mm



Oak Berlin 9004

1510*239*14mm



Oak London 9005

1510*239*14mm



Oak Madrid 9007

1510*239*14mm



Distributed by :

PP CHIN HIN SDN BHD

Menara Chin Hin, 8TH & Steller,
No 1, Jalan Naga Emas, Sri Petaling 57000 Kuala Lumpur.

Mobile : +6019-2710765 / 012-4380555
Email :johnnytiw@chinhingroup.com
Website :www.ppchinhin.com.my